

ROD PUMP CATALOGUE



KSBS

Kostad Steuerungsbau GmbH

About our Company

KOSTAD Group

Since 1996 Kostad has been developing and manufacturing electrotechnical and oilfield equipment.

T

oday our business consists of 2 business units (BU):

- BU - Oilfield equipment - KSBS
- BU - Electrotechnical equipment

Business Unit - Oilfield equipment - KSBS

KSBS specializes in design, manufacturing and delivery of the systems with progressive cavity pumps as well as other artificial lift equipment, including intellectual control boxes.

Business Unit - Electrotechnical equipment

specializes on R&D, design and manufacturing of smart control boxes for wind generators, oil fields, mining complexes, electrical charging stations, solar panels, etc.

We constantly improve our product range in close cooperation with the customers to meet all their demands. Quality of our products, confirmed by international certificates, provides for excellent performance of oil wells. We are proud that significant portion of crude oil is lifted with the use of our equipment. We are proud to be part of success story of our customers. Our customers enjoy high quality, short delivery times, reliable service and our desire to keep our customers satisfied!

KSBS is Oilfield Business Unit.

KSBS Downhole Sucker-Rod Pump Catalog

KSBS builds its reputation on high-quality products, client focused service and a commitment to deliver best results for our customers. KSBS manufacturing facilities are located in Europe (Austria, Romania, Slovenia) with headquarter in Austria. We put all of our manufacturing employees through internal and external training programs to ensure the highest level of quality control and craftsmanship.

KSBS downhole sucker rod pumps offer a wide range of practical, cost-effective downhole pumping solutions and are easily adapted to a variety of well fluids and well parameters. Our product line includes a wide variety of American Petroleum Institute (API) pumps, specialty pumps, and parts and accessories.

Our pumps deliver excellent performance even in the most corrosive and abrasive pumping environments. KSBS pumps offer perfect combination of manufacturing, engineering and quality control. Our pumps offer greater stroking efficiency, longer life, and reduced repair and maintenance costs.

Oilfield equipment:

- 2006/42/EC
- ATEX 94/9/EC
- EC 93/68/EEC
- DIN EN 13463-1, 5, 8
- ISO 15136-2:2006
- DIN ISO 12100-1 2
- DIN EN 1127-1
- ISO 9001:2008
- ISO 14001:2004

Electrotechnical equipment:

- ÖVE, ED, VSD, ISO

Kostad Steuerungsbau GmbH

Parkallee 20, A-2483 Ebreichsdorf, Austria
Phone: +43 2254 72268, Fax: +43 2254 72268-5
Mail: office@kostad.at, Web: www.kostad.at

TUBING PUMP

API TYPE THM

TUBING PUMP A.P.I. TYPE THM

ITEM	DESCRIPTION	#REQ'D	PART NUMBER		
			TUBING SIZE AND PUMP BORE		
			2-3/8" x 1-3/4"	2-7/8" x 2-1/4"	3-1/2" x 2-3/4"

PLUNGER ASSEMBLY

1	Cage, Top Open	1	423-E13-48	423-J13-48	423-L13-48
2	Ball and Seat	2	103-E11-11	103-J11-11	103-L11-11
3	Plunger, Pin End	1	565-E61-**	565-J61-**	565-L61-**
4	Cage, Closed Plunger	1	410-E13-45	410-J13-45	410-L13-45

TUBING ASSEMBLY

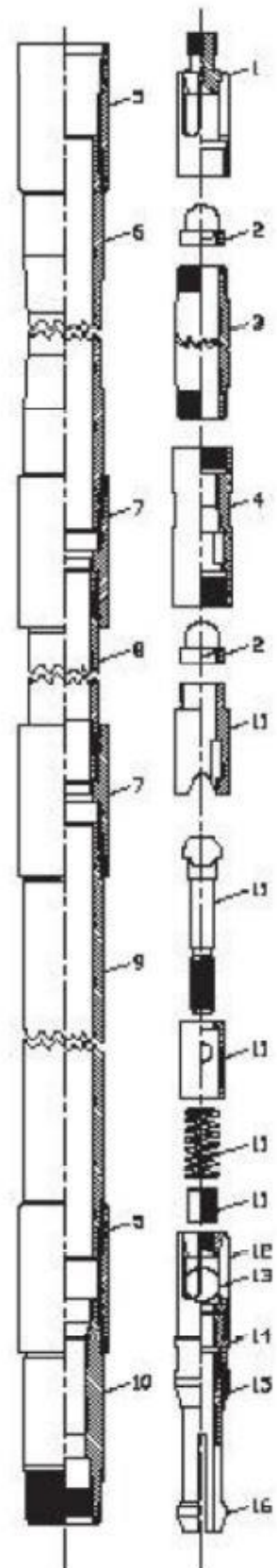
5	CPLG, Tubing EUE 8RD	2	8060	8070	8075
6	Nipple, Lift	1	485-E13-**	485-J13-**	485-L13-**
7	Coupling, Barrel	2	449-E13-09	449-J13-09	449-L13-09
8	Barrel, Heavywall	1	126-E13-**	126-J13-**	126-L13-**
9	Nipple, Extension	1	486-E13-**	486-J13-**	486-L13-**
10	Nipple, Mech	1	489-G13-09	489-K13-09	489-L13-09

STANDING VALVE ASSEMBLY

11	Puller, Key Assembly	1	586-E16-01A	586-J16-01A	586-L16-01A
12	Cage, Standing Valve	1	407-E13-45	407-J13-45	407-L13-45
13	Ball and Seat	1	103-E11-11	103-J11-11	103-L11-11
14	Bushing	1	316-G13-45	316-K13-45	316-L13-45
15	Seat	1	595-G10-00	595-K10-00	595-L10-00
16	Body, Lock	1	472-G16-00	472-K16-00	472-L16-00

***Specify the following:**

Plunger Length: In Feet
Plunger Fit: 1/1000
Barrel Length: In Feet



TUBING PUMP

API TYPE THC

TUBING PUMP A.P.I. TYPE THC

ITEM	DESCRIPTION	#REQ'D	PART NUMBER		
			TUBING SIZE AND PUMP BORE		
			2-3/8" x 1-3/4"	2-7/8" x 2-1/4"	3-1/2" x 2-3/4"

PLUNGER ASSEMBLY

1	Cage, Top Open	1	423-E13-48	423-J13-48	423-L13-48
2	Ball and Seat	2	103-E11-11	103-J11-11	103-L11-11
3	Plunger, Pin End	1	565-E61-**	565-J61-**	565-L61-**
4	Cage, Closed Plunger	1	410-E13-45	410-J13-45	410-L13-45
5	Puller, Standing Valve	1	585-E13-56A	585-J13-56A	585-L13-56A

TUBING ASSEMBLY

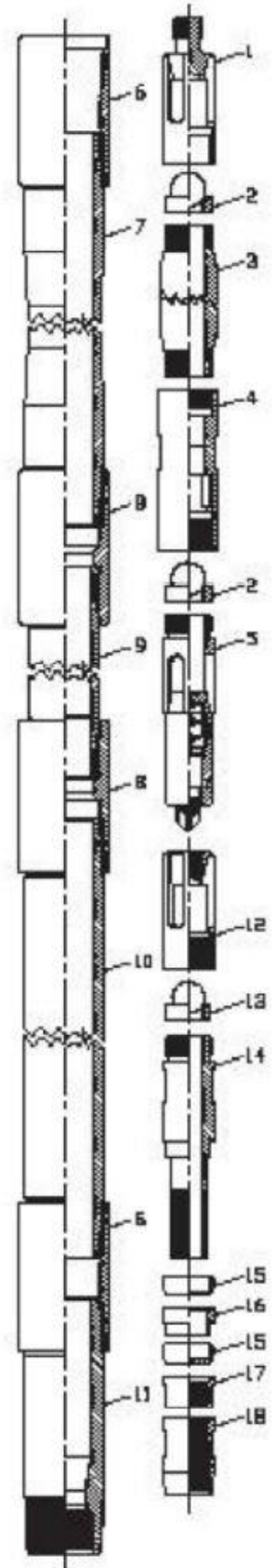
6	CPLG, Tubing EUE 8RD	2	8060	8070	8075
7	Nipple, Lift	1	485-E13-**	485-J13-**	485-L13-**
8	Coupling, Barrel	2	449-E13-09	449-J13-09	449-L13-09
9	Barrel, Heavywall	1	126-E13-**	126-J13-**	126-L13-**
10	Nipple, Extension	1	486-E13-**	486-J13-**	486-L13-28
11	Nipple, Seating 2-Cup	1	484-G13-09	484-K13-09	484-L13-09

STANDING VALVE ASSEMBLY

12	Cage, Standing Valve	1	407-E13-45	407-J13-45	407-L13-45
13	Ball and Seat	1	103-E11-11	103-J11-11	103-L11-11
14	Body, Hold-Down, 2-Cup	1	477-E13-28	477-J13-28	477-L13-28
15	Cup, Seating	2	SCCH1730	SCCH2230	SCCH2730
16	Spacer	1	607-G13-00	607-K13-00	607-L13-00
17	Locknut	1	504-G13-00	504-K13-00	504-L13-00
18	Coupling	1	452-G13-05	452-K13-06	452-L13-07

***Specify the following:**

Plunger Length: In Feet
Plunger Fit: 1/1000
Barrel Length: In Feet



ROD PUMP

API TYPE RHAC

ROD PUMP
HEAVY WALL BARREL
A.P.I. TYPE RHAC

ITEM	DESCRIPTION	#REQ'D	PART NUMBER		
			TUBING SIZE AND PUMP BORE		
			2-3/8" x 1-1/4"	2-7/8" x 1-1/2"	2-7/8" x 1-3/4"
	API #		20-125-RHAC	25-150-RHAC	25-175-RHAC

PLUNGER ASSEMBLY

1	Bushing, Valve Rod	1	306-P13-02	306-P13-02	306-P13-03
2	Rod Valve	1	599-D13-**	599-G13-**	599-G13-**
3	Cage, Open Plunger	1	411-C13-02	411-D13-02	411-E13-03
4	Ball and Seat	2	103-C11-11	103-D11-11	103-E11-11
5	Plunger	1	565-C61-**	565-D61-**	565-E61-**
6	Cage, Closed Plunger	1	410-C13-45	410-D13-45	410-E13-45
7	Plug, Seat	1	563-C13-45	563-D13-45	563-E13-45

BARREL ASSEMBLY

8	Guide, Rod	1	465-G13-71	465-J13-72	465-J13-72
9	Coupling, Extension	1	459-C13-**	459-D13-**	459-E13-**
10	Barrel	1	123-C13-**	123-D13-**	123-E13-**
11	Coupling, Extension	1	459-C13-**	459-D13-**	459-E13-**
12	Cage, Closed Barrel	1	405-E13-16	405-G13-16	405-G13-16
13	Ball and Seat	1	103-E11-11	103-J11-11	103-J11-11
14	Bushing, Seat	1	305-E13-05	305-G13-06	305-G13-06

SEATING ASSEMBLY, 3 CUP

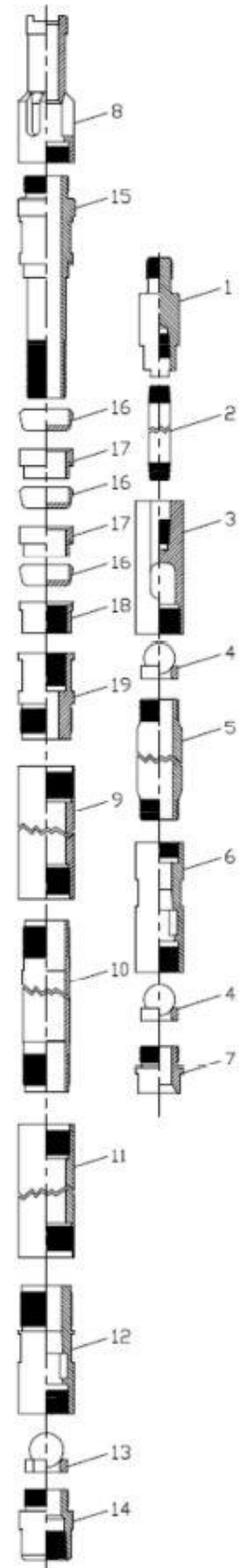
15	Mandrel	1	475-G13-29	475-K13-29	475-K13-29
16	Cup	3	SCCH1800	SCCH2310	SCCH2310
17	Spacer	2	607-G13-00	607-K13-00	607-K13-00
18	Locknut	1	504-G13-00	504-K13-00	504-K13-00
19	Bushing, Seating	1	309-G13-23	309-K13-24	309-K13-24

SEATING NIPPLE

	Nipple Seating		481-G13-12	481-K13-12	481-K13-12
	Threads, Box x Pin	1	1.780"	2.280"	2.280"

***Specify the following:**

Plunger Length: In Feet
Plunger Fit: 1/1000
Barrel Length: In Feet



ROD PUMP

API TYPE RHBM

ROD PUMP HEAVY WALL BARREL A.P.I. TYPE RHBM

ITEM	DESCRIPTION	#REQ'D	PART NUMBER		
			TUBING SIZE AND PUMP BORE		
			2-3/8" x 1-1/4"	2-7/8" x 1-1/2"	2-7/8" x 1-3/4"

PLUNGER ASSEMBLY

1	Bushing, Valve Rod	1	306-P13-02	306-P13-02	306-P13-03
2	Rod Valve	1	599-D13-**	599-D13-**	599-G13-**
3	Cage, Open Plunger	1	411-C13-02	411-D13-03	411-E13-03
4	Ball and Seat	2	103-C11-11	103-D11-11	103-E11-11
5	Plunger	1	565-C61-**	565-D61-**	565-E61-**
6	Cage, Closed Plunger	1	410-C13-45	410-D13-45	410-E13-45
7	Plug, Seat	1	563-C13-45	563-D13-45	563-E13-45

BARREL ASSEMBLY

8	Guide, Rod	1	465-G13-71	465-J13-72	465-J13-72
9	Bushing, Seating	1	445-D13-16	445-G13-16	445-G13-16
10	Coupling, Extension	1	459-C13-**	459-D13-**	459-E13-**
11	Barrel	1	123-C13-**	123-D13-**	123-E13-**
12	Coupling, Extension	1	459-C13-**	459-D13-**	459-E13-**
13	Cage, Closed Barrel	1	405-E13-16	405-G13-16	405-G13-16
14	Ball and Seat	1	103-E11-11	103-J11-11	103-J11-11

SEATING ASSEMBLY, MECH.

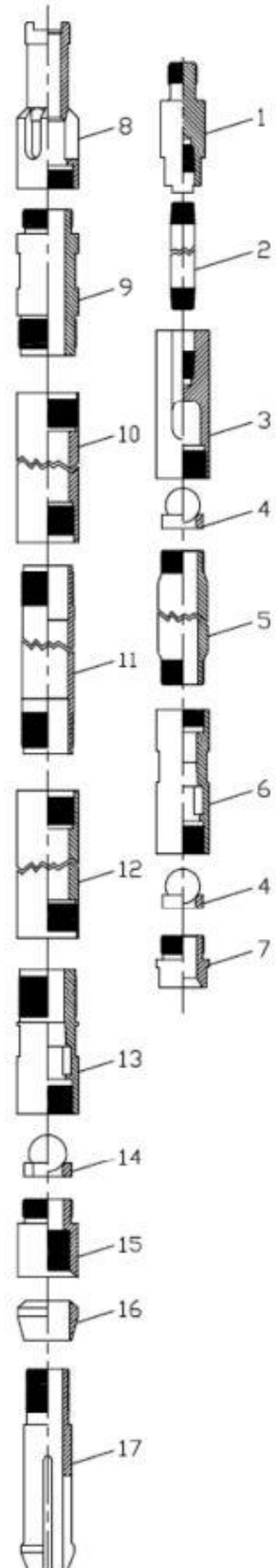
15	Ring Sealing	1	316-G13-45	316-K13-45	316-K13-45
16	Mandrel	1	595-G10-00	595-K10-00	595-K10-00
17	Sleeve, Spring	1	472-G16-00	472-K16-00	472-K16-00

SEATING NIPPLE

	Nipple Seating		314-G13-09A	314-K13-09A	314-K13-09A
	Threads, Box x Pin	1	EUE 8RD	EUE 8RD	EUE 8RD

**Specify the following:*

Plunger Length: In Feet
Plunger Fit: 1/1000
Barrel Length: In Feet



ROD PUMP

API TYPE RHBC

ROD PUMP
HEAVY WALL BARREL
A.P.I. TYPE RHBC

ITEM	DESCRIPTION	#REQ'D	PART NUMBER		
			TUBING SIZE AND PUMP BORE		
			2-3/8" x 1-1/4"	2-7/8" x 1-1/2"	2-7/8" x 1-3/4"

PLUNGER ASSEMBLY

1	Bushing, Valve Rod	1	306-P13-02	306-P13-03	306-P13-03
2	Rod Valve	1	599-D13-**	599-G13-**	599-G13-**
3	Cage, Open Plunger	1	411-C13-02	411-D13-03	411-E13-03
4	Ball and Seat	2	103-C11-11	103-D11-11	103-E11-11
5	Plunger	1	565-C61-**	565-D61-**	565-E61-**
6	Cage, Closed Plunger	1	410-C13-45	410-D13-45	410-E13-45
7	Plug, Seat	1	563-C13-45	563-D13-45	563-E13-45

BARREL ASSEMBLY

8	Guide, Rod	1	465-G13-71	465-J13-72	465-J13-72
9	Connector, Barrel	1	445-C13-16	445-G13-16	445-G13-16
10	Coupling, Extension	1	459-C13-**	459-D13-**	459-E13-**
11	Barrel	1	123-C13-**	123-D13-**	123-E13-**
12	Coupling, Extension	1	459-C13-**	459-D13-**	459-E13-**
13	Cage, Closed Barrel	1	405-E13-16	405-G13-16	405-G13-16
14	Ball and Seat	1	103-E11-11	103-J11-11	103-J11-11

SEATING ASSEMBLY, CUP

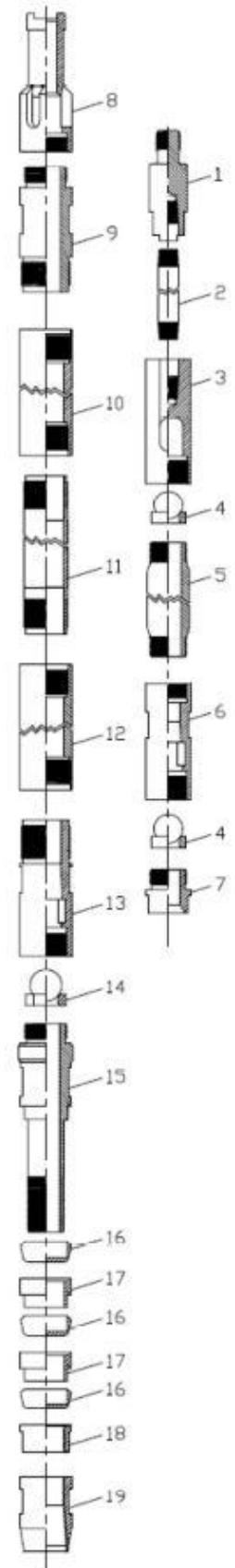
15	Mandrel	1	475-G13-29	475-K13-29	475-K13-29
16	Cup, Seating	3	SCCH1800	SCCH2310	SCCH2310
17	Spacer	2	607-G13-00	607-K13-00	607-K13-00
18	Locknut	1	504-G13-00	504-K13-06	504-K13-06
19	Coupling	1	452-G13-05	452-K13-06	452-K13-06

SEATING NIPPLE

	Nipple Seating		481-G13-12	481-K13-12	481-K13-12
	Nipple, ID	1	1.780"	2.280"	2.280"

***Specify the following:**

Plunger Length: In Feet
Plunger Fit: 1/1000
Barrel Length: In Feet



ROD PUMP

API TYPE RHAM

ROD PUMP
HEAVY WALL BARREL
A.P.I. TYPE RHAM

ITEM	DESCRIPTION	#REQ'D	PART NUMBER		
			TUBING SIZE AND PUMP BORE		
			2-3/8" x 1-1/4"	2-7/8" x 1-1/2"	2-7/8" x 1-3/4"

PLUNGER ASSEMBLY

1	Bushing, Valve Rod	1	306-P13-02	306-P13-02	306-P13-03
2	Rod Valve	1	599-D13-**	599-D13-**	599-G13-**
3	Cage, Open Plunger	1	411-C13-02	411-D13-02	411-E13-03
4	Ball and Seat	2	103-C11-11	103-D11-11	103-E11-11
5	Plunger	1	565-C61-**	565-D61-**	565-E61-**
6	Cage, Closed Plunger	1	410-C13-45	410-D13-45	410-E13-45
7	Plug, Seat	1	563-C13-45	563-D13-45	563-E13-45

BARREL ASSEMBLY

8	Guide, Rod	1	465-G13-71	465-J13-71	465-J13-72
9	Bushing, Seating	1	308-G13-22	308-K13-24	308-K13-24
10	Coupling, Extension	1	459-C13-**	459-D13-**	459-E13-**
11	Barrel	1	123-C13-**	123-D13-**	123-E13-**
12	Coupling, Extension	1	459-C13-**	459-D13-**	459-E13-**
13	Cage, Closed Barrel	1	405-E13-16	405-G13-16	405-G13-16
14	Ball and Seat	1	103-E11-11	103-J11-11	103-J11-11
15	Bushing, Seat	1	305-E13-05	305-G13-06	305-G13-06

SEATING ASSEMBLY, MECH.

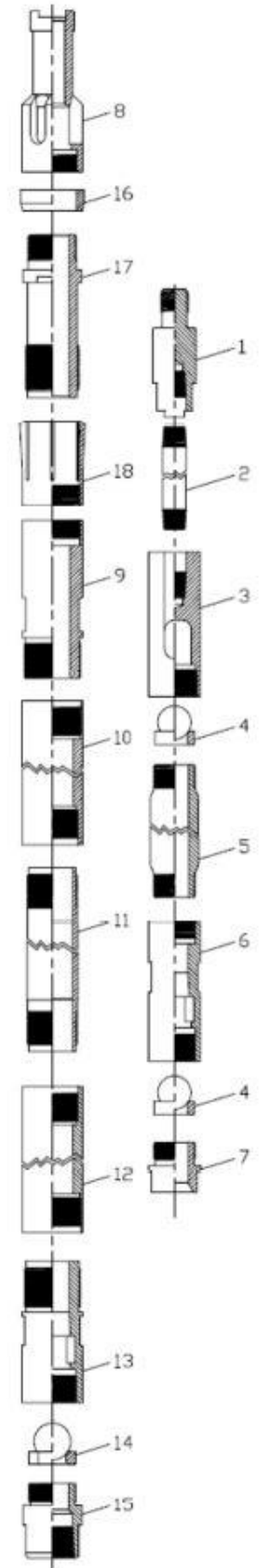
16	Ring Sealing	1	594-G11-00	594-K11-00	594-K11-00
17	Mandrel	1	471-G13-00	471-K13-00	471-K13-00
18	Sleeve, Spring	1	616-G16-00	616-K16-00	616-K16-00

SEATING NIPPLE

	Nipple Seating		314-G13-09A	314-K13-09A	314-K13-09A
	Threads, Box x Pin	1	EUE 8RD	EUE 8RD	EUE 8RD

***Specify the following:**

Plunger Length: In Feet
Plunger Fit: 1/1000
Barrel Length: In Feet



ROD PUMP

API TYPE RWTC

ROD PUMP
THIN WALL BARREL
A.P.I. TYPE RWTC

ITEM	DESCRIPTION	#REQ'D	PART NUMBER		
			TUBING SIZE AND PUMP BORE		
			2-3/8" x 1-1/4"	2-3/8" x 1-1/2"	2-7/8" x 2"

PLUNGER ASSEMBLY

1	Cage, Open Plunger	1	411-C13-02	411-D13-02	411-G13-03
2	Ball and Seat	1	103-C11-11	103-D11-11	103-G11-11
3	Plunger	1	565-C61-**	565-D61-**	565-G61-**
4	Coupling, Pull Tube	1	450-C13-35	450-D13-38	450-G13-40
5	Pull Tube	1	622-C13-XX	622-D13-XX	622-G13-XX
6	Coupling, Pull Tube	1	451-C13-35	451-E13-38	451-G13-40

BARREL ASSEMBLY

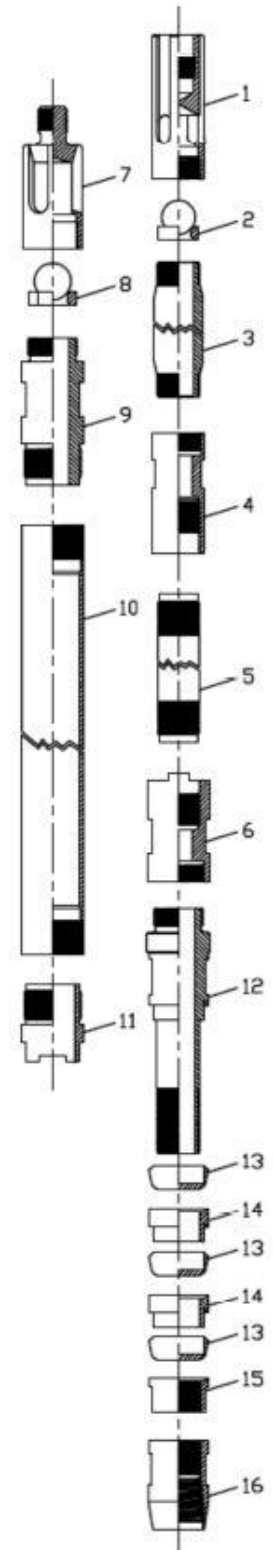
7	Cage, Top Open	1	423-E13-47	423-E13-48	423-J13-48
8	Ball and Seat	1	103-E11-11	103-E11-11	103-J11-11
9	Connector, Upper BBL	1	445-C13-16	445-D13-16	445-G13-16
10	Barrel	1	122-C13-**	122-D13-**	122-G13-**
11	Plug	1	560-C13-16	560-D13-16	560-G13-16

SEATING ASSEMBLY, CUP

12	Mandrel	1	475-G13-29	475-G13-29	475-K13-29
13	Cup, Seating	3	SCCH1800	SCCH1800	SCCH2310
14	Spacer	2	607-G13-00	607-G13-00	607-K13-00
15	Locknut	1	504-G13-05	504-G13-00	504-K13-00
16	Coupling	1	452-G13-05	452-G13-05	452-K13-06

SEATING NIPPLE

	Nipple Seating		481-G13-12	481-G13-12	481-K13-12
	Nipple, ID	1	1.780"	1.780"	2.280"



***Specify the following:**

Plunger Length: In Feet
Plunger Fit: 1/1000
Barrel Length: In Feet

ROD PUMP

API TYPE RWBM

ROD PUMP
THIN WALL BARREL
A.P.I. TYPE RWBM

ITEM	DESCRIPTION	#REQ'D	PART NUMBER		
			TUBING SIZE AND PUMP BORE		
			2-3/8" x 1-1/4"	2-3/8" x 1-1/2"	2-7/8" x 2"

PLUNGER ASSEMBLY

1	Bushing, Valve Rod	1	306-P13-02	306-P13-02	306-P13-03
2	Rod Valve	1	599-D13-**	599-D13-**	599-G13-**
3	Cage, Open Plunger	1	453-C13-02	453-D13-02	453-G13-03
4	Ball and Seat	1	103-C11-11	103-D11-11	103-G11-11
5	Plunger	1	565-C61-**	565-D61-**	565-G61-**
6	Cage, Closed Plunger	1	410-C13-45	410-D13-45	410-G13-45
7	Plug, Seat	1	563-C13-45	563-D13-45	563-G13-45

BARREL ASSEMBLY

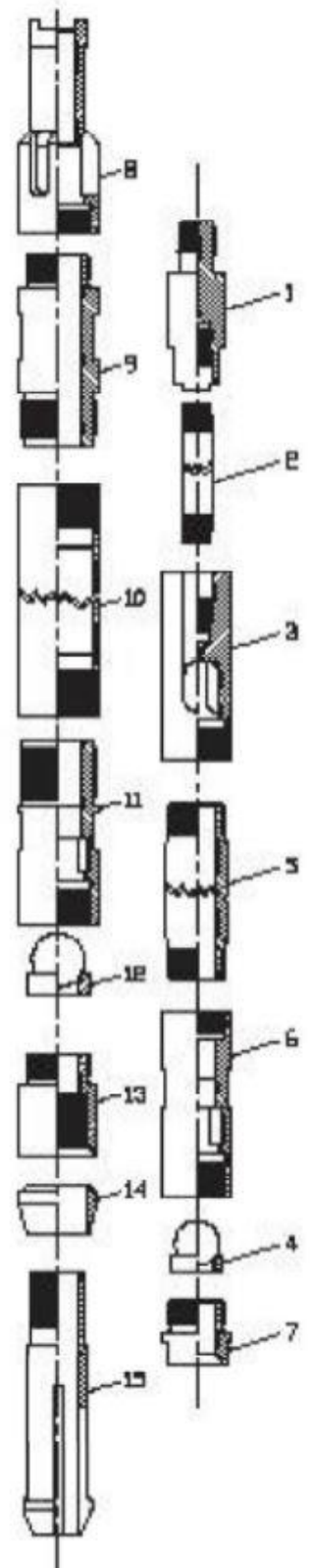
8	Guide, Rod	1	465-G13-71	465-G13-71	465-J13-72
9	Connector, Barrel	1	445-C13-16	445-D13-16	445-G13-16
10	Barrel	1	122-C13-**	122-D13-**	122-G13-**
11	Cage, Closed Barrel	1	405-C13-16	405-E13-16	405-G13-16
12	Ball and Seat	1	103-E11-11	103-E11-11	103-J11-11

SEATING ASSEMBLY, MECH.

13	Bushing	1	316-G13-45	316-G13-45	316-K13-45
14	Seat, Brass	1	595-G10-00	595-G10-00	595-K10-00
15	Body, Lock	1	472-G16-00	472-G16-00	472-K16-00

SEATING NIPPLE

	Nipple Seating	1	489-G13-09	489-G13-09	489-K13-09
--	----------------	---	------------	------------	------------



***Specify the following:**

Plunger Length: In Feet

Plunger Fit: 1/1000

Barrel Length: In Feet

ROD PUMP

API TYPE RWAM

ROD PUMP
THIN WALL BARREL
A.P.I. TYPE RWAM

ITEM	DESCRIPTION	#REQ'D	PART NUMBER		
			TUBING SIZE AND PUMP BORE		
			2-3/8" x 1-1/4"	2-3/8" x 1-1/2"	2-7/8" x 2"

PLUNGER ASSEMBLY

1	Bushing, Valve Rod	1	306-P13-02	306-P13-02	306-P13-03
2	Rod Valve	1	599-D13-**	599-D13-**	599-G13-**
3	Cage, Open Plunger	1	453-C13-02	453-D13-02	453-G13-03
4	Ball and Seat	1	103-C11-11	103-D11-11	103-G11-11
5	Plunger	1	565-C61-**	565-D61-**	565-G61-**
6	Cage, Closed Plunger	1	410-C13-45	410-D13-45	410-G13-45
7	Plug, Seat	1	563-C13-45	563-D13-45	563-G13-45

BARREL ASSEMBLY

8	Guide, Rod	1	465-G13-71	465-G13-71	465-J13-72
9	Bushing, Seating	1	308-G13-22	308-G13-23	308-K13-24
10	Barrel	1	122-C13-**	122-D13-**	122-G13-**
11	Cage, Closed Barrel	1	405-C13-16	405-E13-16	405-G13-16
12	Ball and Seat	1	103-E11-11	103-E11-11	103-J11-11
13	Bushing, Seat	1	305-E13-05	305-E13-05	305-G13-06

SEATING ASSEMBLY, MECH.

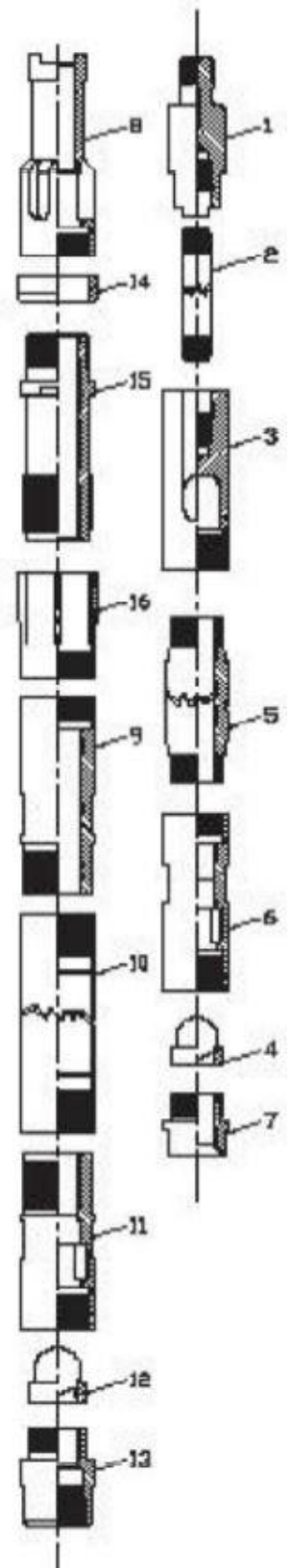
14	Ring Sealing	1	594-G11-00	594-G11-00	594-K11-00
15	Mandrel	1	471-G13-00	471-G13-00	471-K13-00
16	Sleeve, Spring	1	616-G16-00	616-G16-00	616-K16-00

SEATING NIPPLE

	Nipple Seating		314-G13-09A	314-G13-09A	314-K13-09A
	Threads, Box x Pin	1	EUE 8RD	EUE 8RD	EUE 8RD

***Specify the following:**

Plunger Length: In Feet
Plunger Fit: 1/1000
Barrel Length: In Feet



ROD PUMP

API TYPE RWBC

ROD PUMP
THIN WALL BARREL
A.P.I. TYPE RWBC

ITEM	DESCRIPTION	#REQ'D	PART NUMBER		
			TUBING SIZE AND PUMP BORE		
			2-3/8" x 1-1/4"	2-3/8" x 1-1/2"	2-7/8" x 2"

PLUNGER ASSEMBLY

1	Bushing, Valve Rod	1	306-P13-02	306-P13-02	306-P13-03
2	Rod Valve	1	599-D13-**	599-D13-**	599-G13-**
3	Cage, Open Plunger	1	453-C13-02	453-D13-02	453-G13-03
4	Ball and Seat	1	103-C11-11	103-D11-11	103-G11-11
5	Plunger	1	565-C61-**	565-D61-**	565-G61-**
6	Cage, Closed Plunger	1	410-C13-45	410-D13-45	410-G13-45
7	Plug, Seat	1	563-C13-45	563-D13-45	563-G13-45

BARREL ASSEMBLY

8	Guide, Rod	1	465-G13-71	465-G13-71	465-J13-72
9	Connector, Barrel	1	445-C13-16	445-D13-16	445-G13-16
10	Barrel	1	122-C13-**	122-D13-**	122-G13-**
11	Cage, Closed Barrel	1	405-C13-16	405-E13-16	405-G13-16
12	Ball and Seat	1	103-E11-11	103-E11-11	103-J11-11

SEATING ASSEMBLY, CUP

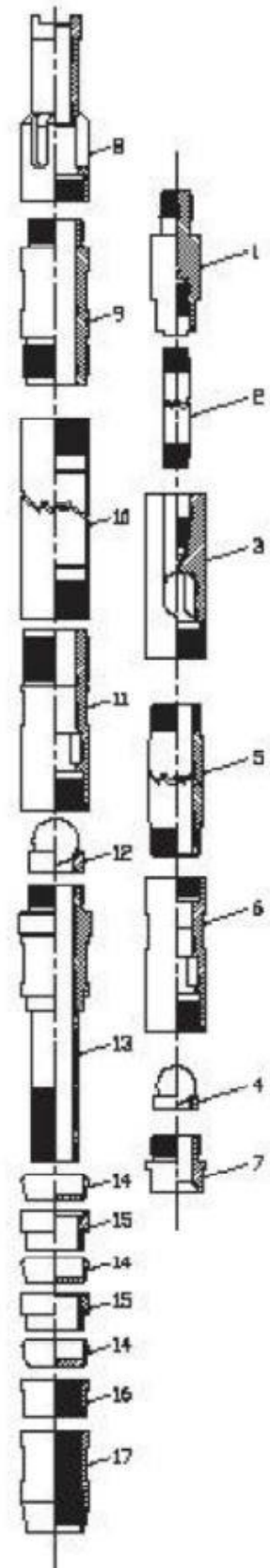
13	Mandrel	1	475-G13-29	475-G13-29	475-K13-29
14	Cup, Seating	3	SCCH1800	SCCH1800	SCCH2310
15	Spacer	2	607-G13-00	607-G13-00	607-K13-00
16	Locknut	1	504-G13-00	504-G13-00	504-K13-00
17	Coupling	1	452-G13-05	452-G13-05	452-K13-05

SEATING NIPPLE

	Nipple Seating		481-G13-12	481-G13-12	481-K13-12
	Nipple, ID	1	1.780"	1.780"	2.280"

***Specify the following:**

Plunger Length: In Feet
Plunger Fit: 1/1000
Barrel Length: In Feet



ROD PUMP

API TYPE RWAC

ROD PUMP
THIN WALL BARREL
A.P.I. TYPE RWAC

ITEM	DESCRIPTION	#REQ'D	PART NUMBER		
			TUBING SIZE AND PUMP BORE		
			2-3/8" x 1-1/4"	2-3/8" x 1-1/2"	2-7/8" x 2"

PLUNGER ASSEMBLY

1	Bushing, Valve Rod	1	306-P13-02	306-P13-02	306-P13-03
2	Rod Valve	1	599-D13-**	599-D13-**	599-G13-**
3	Cage, Open Plunger	1	453-C13-02	453-D13-02	453-G13-03
4	Ball and Seat	1	103-C11-11	103-D11-11	103-G11-11
5	Plunger	1	565-C61-**	565-D61-**	565-G61-**
6	Cage, Closed Plunger	1	410-C13-45	410-D13-45	410-G13-45
7	Plug, Seat	1	563-C13-45	563-D13-45	563-G13-45

BARREL ASSEMBLY

8	Guide, Rod	1	465-G13-71	465-G13-71	465-J13-72
9	Barrel	1	122-C13-**	122-D13-**	122-G13-**
10	Cage, Closed Barrel	1	405-E13-16	405-E13-16	405-G13-16
11	Ball and Seat	1	103-E11-11	103-E11-11	103-J11-11
12	Bushing, Seat	1	305-E13-05	305-E13-05	305-G13-06

SEATING ASSEMBLY, CUP

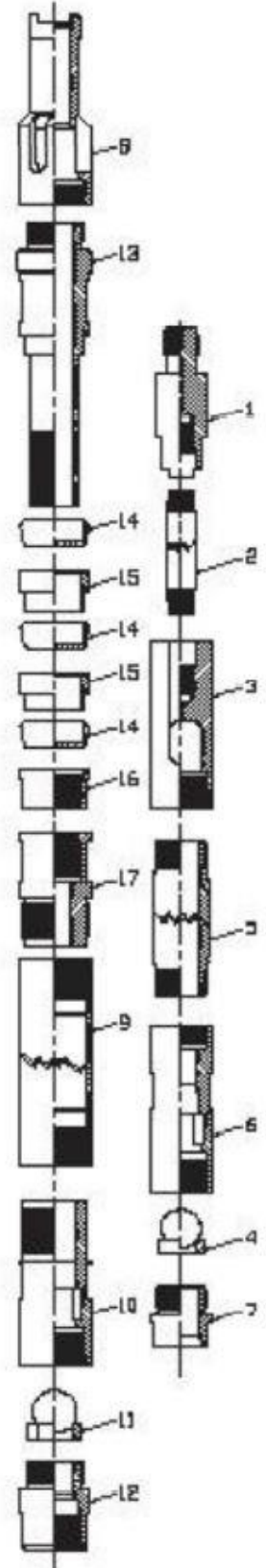
13	Mandrel	1	475-G13-29	475-G13-29	475-K13-29
14	Cup	3	SCCH1800	SCCH1800	SCCH2310
15	Spacer	2	607-G13-00	607-G13-00	607-K13-00
16	Locknut	1	504-G13-00	504-G13-00	504-K13-00
17	Bushing, Seating	1	309-G13-22	309-G13-23	309-K13-24

SEATING NIPPLE

	Nipple Seating		481-G13-12	481-G13-12	481-K13-12
	Threads, Box x Pin	1	1.780"	1.780"	2.280"

**Specify the following:*

Plunger Length: In Feet
Plunger Fit: 1/1000
Barrel Length: In Feet



ROD PUMP

API TYPE RWTM

ROD PUMP
THIN WALL BARREL
A.P.I. TYPE RWTM

ITEM	DESCRIPTION	#REQ'D	PART NUMBER		
			TUBING SIZE AND PUMP BORE		
			2-3/8" x 1-1/4"	2-3/8" x 1-1/2"	2-7/8" x 2"

PLUNGER ASSEMBLY

1	Cage, Open Plunger	1	411-C13-02	411-D13-02	411-G13-03
2	Ball and Seat	1	103-C11-11	103-D11-11	103-G11-11
3	Plunger	1	565-C61-**	565-D61-**	565-G61-**
4	Coupling, Pull Tube	1	450-C13-35	450-D13-38	450-G13-40
5	Pull Tube	1	622-C13-35	622-D13-XX	622-G13-XX
6	Coupling, Pull Tube	1	451-C13-35	451-E13-38	451-G13-40

BARREL ASSEMBLY

7	Cage, Top Open	1	423-E13-47	423-E13-48	423-J13-48
8	Ball and Seat	1	103-E11-11	103-E11-11	103-J11-11
9	Connector, Upper BBL	1	445-C13-**	445-D13-16	445-G13-16
10	Barrel	1	122-C13-16	122-D13-**	122-G13-**
11	Plug	1	560-C13-16	560-D13-16	560-G13-16

SEATING ASSEMBLY, MECH.

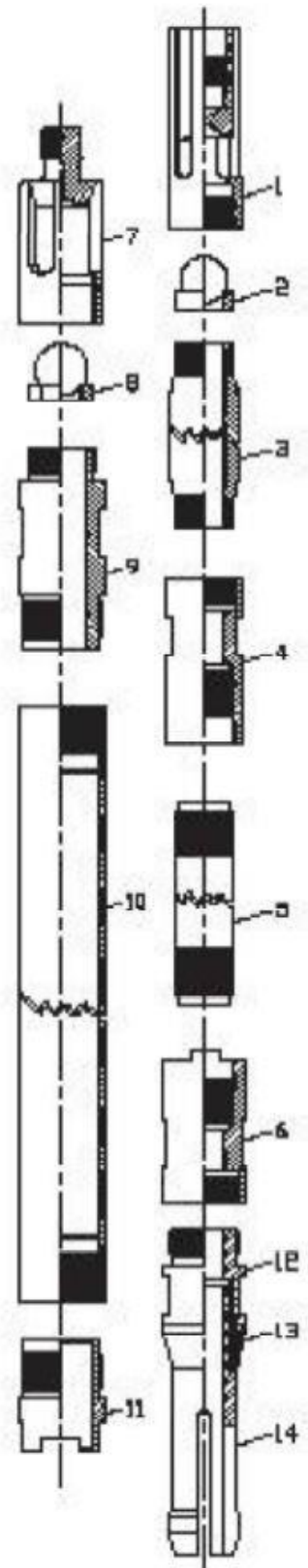
12	Bushing	1	316-G13-45	316-G13-45	316-K13-45
13	Seat	1	595-G10-00	595-G10-00	595-K10-00
14	Body, Lock	1	472-G16-00	472-G16-00	472-K16-00

SEATING NIPPLE

	Nipple Seating	1	489-G13-09	489-G13-09	489-K13-09
	Nipple, ID	1	EUE 8RD	EUE 8RD	EUE 8RD

**Specify the following:*

Plunger Length: In Feet
Plunger Fit: 1/1000
Barrel Length: In Feet



TUBING PUMP OVERSIZE

TUBING PUMP OVERSIZE

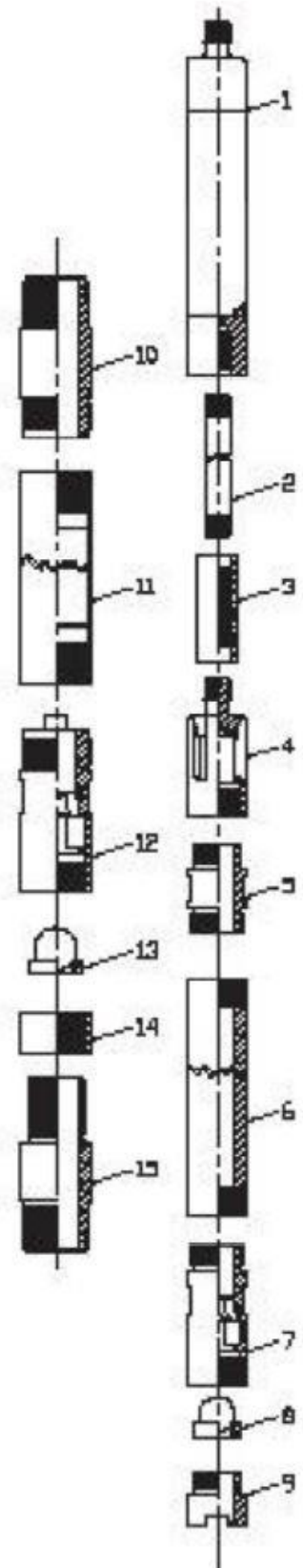
ITEM	DESCRIPTION	#REQ'D	PART NUMBER			
			TUBING SIZE AND PUMP BORE			
			2-3/8" x 2-1/4"	2-7/8" x 2-3/4"	3-1/2" x 3-1/4"	3-1/2" x 3-3/4"

PLUNGER ASSEMBLY

1	On and Off Tool	1	T90RH3/4	T100RH3/4	T120RH7/8	T120-RH1
2	Rod, Polished 1-1/4"	1	598-C13-**	598-C13-**	598-C13-**	598-C13-**
3	CPLG, Polished Rod	1	460-P13-00	460-P13-00	460-Q13-00	460-R60-00
4	Cage, Top Open	1	423-J13-48	423-L13-48	423-M13-45	423-N13-50
5	Connector, Plunger	1	442-J13-45	442-L13-45	442-M13-45	442-N13-45
6	Plunger, Box End	1	566-J61-**	566-L61-**	566-M61-**	566-N61-**
7	Cage, Closed Plunger	1	413-J15-45	413-L15-45	413-M15-45	413-N13-45
8	Ball and Seat	1	103-J11-11	103-L11-11	103-M11-11	103-N11-11
9	Seat, Dump Valve	1	563-J13-45C	563-L13-45C	563-M13-45C	563-N13-45C

BARREL ASSEMBLY

10	Connector, EUE 8RD	1	443-J13-09	443-L13-09	443-M13-09	443-N13-09
11	Barrel	1	122-J13-**	122-L13-**	122-M13-**	122-N13-**
12	Cage, Closed Barrel	1	405-J15-11B	405-L15-10B	405-M15-11B	405-N15-11B
13	Ball and Seat	1	103-J11-11	103-L11-11	103-M11-11	103-N11-11
14	Nut, Lock, Barrel Cage	1	510-J13-00	510-L13-00	510-M13-00	510-N13-00
15	Connector, EUE 8RD	1	441-J13-09	441-M13-09	441-M13-09	441-M13-09



***Specify the following:**

Plunger Length: In Feet
Plunger Fit: 1/1000
Barrel Length: In Feet

TUBING PUMP OVERSIZE - DUMP

TUBING PUMP OVERSIZE - DUMP

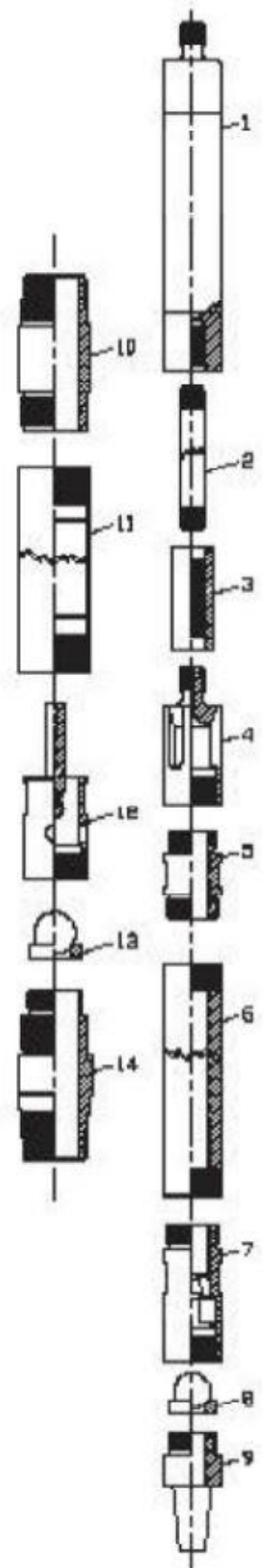
ITEM	DESCRIPTION	#REQ'D	PART NUMBER			
			TUBING SIZE AND PUMP BORE			
			2-3/8" x 2-1/4"	2-7/8" x 2-3/4"	3-1/2" x 3-1/4"	3-1/2" x 3-3/4"

PLUNGER ASSEMBLY

1	On and Off Tool	1	T90RH3/4	T100RH3/4	T120RH7/8	T120-RH1
2	Rod, Polished 1-1/4"	1	598-C13-**	598-C13-**	598-C13-**	598-C13-**
3	CPLG, Polished Rod	1	460-P13-00	460-P13-00	460-Q13-00	460-R60-00
4	Cage, Top Open	1	423-J13-48	423-L13-48	423-M13-48	423-N13-50
5	Connector, Plunger	1	442-J13-45	442-L13-45	442-M13-45	442-N13-45
6	Plunger, Box End	1	566-J61-**	566-L61-**	566-M61-**	566-N61-**
7	Cage, Closed Plunger	1	413-J15-45	413-L15-45	413-M15-45	413-N13-45
8	Ball and Seat	1	103-J11-11	103-L11-11	103-M11-11	103-N11-11
9	Seat, Dump Valve	1	564-J13-45	564-L13-45	564-M13-45	564-N13-45

BARREL ASSEMBLY

10	Connector, EUE 8RD	1	443-J13-09	443-L13-09	443-M13-09	443-N13-09
11	Barrel	1	122-J13-**	122-L13-**	122-M13-**	122-N13-**
12	Cage, Closed Barrel	1	408-J16-45	408-L16-45	408-M16-45	408-N16-45
13	Ball and Seat	1	103-J11-11	103-L11-11	103-M11-11	103-N11-11
14	Nipple, Dump Valve	1	491-J13-00	491-L13-00	491-M13-00	491-N13-00



***Specify the following:**

Plunger Length: In Feet
 Plunger Fit: 1/1000
 Barrel Length: In Feet

Kostad Steuerungsbaubau GmbH (Austria)

Parkallee 20, A-2483 Ebreichsdorf, Austria
Phone: +43 2254 72268, Fax: +43 2254 72268-5
Mail: office@kostad.at, Web: www.kostad.at

Kostad Middle East FZE (Dubai)

Technical Software Service
P.O. BOX 16793, RAK Business Park, OAE
Phone: +971 566 287 032
Mail: office@kostad.ae, Web: www.kostad.ae

